



LIGHTWEIGHT SOLAR MODULE

JINERGY DESIGN SERIES

25% lighter than regular solar module

Optional: JNMM120 - 360~380 | JNMM108 - 400~420 JNMN108 - 435~455

- ✓ Optimized light-weight materials
- ✓ Expectable reliable performance
- ✓ Speed up installation experience
- ✓ Answer to roofs of low load-bearing

LIGHTER FOR BETTER EXPERIENCE

- Solve the pain point of load-bearing once and for all. Small size and flexible for system layout, handling and installation.
- Standard layout and fit with the mainstream brackets. Low Isc and compatible with most inverters and systems.



✓ 12 year product warranty

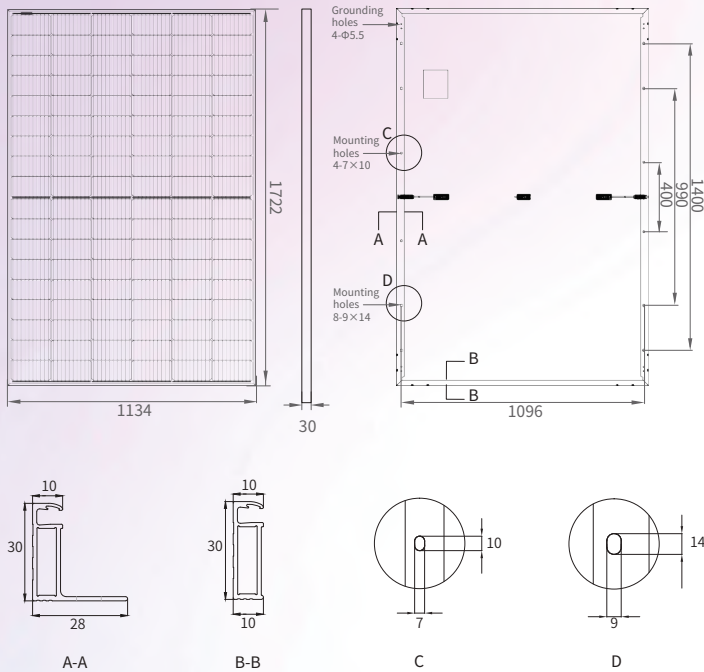
✓ 30 year power generation warranty (TOPCon)

✓ 25 year power generation warranty (PERC)



www.jinergy.com

ENGINEERING DRAWING



MECHANICAL PARAMETERS

Cell (mm)	182*91 PERC
Dimensions (L*W*H) (mm)	1722*1134*30
Weight (kg)	15.0
Cable Cross Section Size (mm ²)	4
No. of Cells & Connections	108(6*18)
No. of Diodes	3
Frame	Anodized Aluminium Alloy
Glass Thickness (mm)	2.0

QUALIFICATION

Temperature Cycling Range (°C)	-40~+85
Max. Series Fuse Rating (A)	25
Max.Wind Load/Max.Snow Load (Pa)	2400/5400
Fire Rating	Class C
Junction Box & Connector Protection Grade	IP68

TEMPERATURE COEFFICIENTS

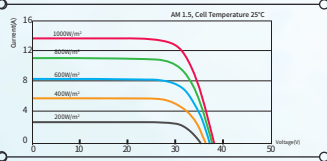
Nominal Module Operating Temperature (NMOT)	43±2°C
Temperature Coefficient Voltage (Voc)	-0.29 %/°C
Temperature Coefficient Current (Isc)	0.04 %/°C
Temperature Coefficient Power (Pm)	-0.34 %/°C

ELECTRICAL PARAMETERS

Module Type (1500V DC)	JNMM108-400	JNMM108-405	JNMM108-410	JNMM108-415	JNMM108-420	
STC AM1.5 1000W/m ² Cell Temperature 25°C	Max. Power at STC (Pmpp/W)	400	405	410	415	420
	Output Tolerance (W)	0-+5	0-+5	0-+5	0-+5	0-+5
	Max. Power Voltage (Vmp/V)	31.04	31.35	31.62	31.92	32.62
	Max. Power Current (Imp/A)	12.89	12.92	12.97	13.00	13.03
	Open Circuit Voltage (Voc/V)	36.54	36.89	37.21	37.56	37.91
	Short Circuit Current (Isc/A)	13.70	13.74	13.79	13.83	13.87
NMOT AM1.5 800W/m ² Ambient Temperature 20°C Wind Speed 1m/s	Module Efficiency (%)	20.48	20.74	20.99	21.25	21.51
	Max. Power (Pmpp/W)	302.6	306.4	310.2	313.9	317.7
	Max. Power Voltage (Vmp/V)	29.34	29.64	29.89	30.19	30.48
	Max. Power Current (Imp/A)	10.31	10.34	10.38	10.40	10.42
	Open Circuit Voltage (Voc/V)	34.50	34.83	35.13	35.46	35.79
	Short Circuit Current (Isc/A)	11.03	11.06	11.10	11.13	11.17

*Measurement tolerance: Pmax:±3%, Voc:±3%, Isc:±5%.

I-V CURVE (410W)



PACKING CONFIGURATION

Pieces Per Pallet	36
Pallets Per Container	26
Pieces Per Container	936

DEFAULT

OPTIONAL

Connector Type	<input type="checkbox"/> MC4 Compatible	<input type="checkbox"/> MC4
Cable Length	<input type="checkbox"/> 400mm/200mm	<input type="checkbox"/> Customized
Frame Color	<input type="checkbox"/> Silver	<input type="checkbox"/> Black

TUV: IEC/EN 61215, IEC/EN 61730
 GB/T 19001-2016/ ISO 9001:2015
 GB/T 24001-2016/ ISO 14001:2015
 GB/T 45001-2020/ ISO 45001:2018
 CNAS-CL01: ISO/IEC 17025:2017

12-year Product materials and workmanship quality warranty

Output power

The 1st year	The 12th year	The 25th year
≥98.00%	≥91.95%	≥84.80%

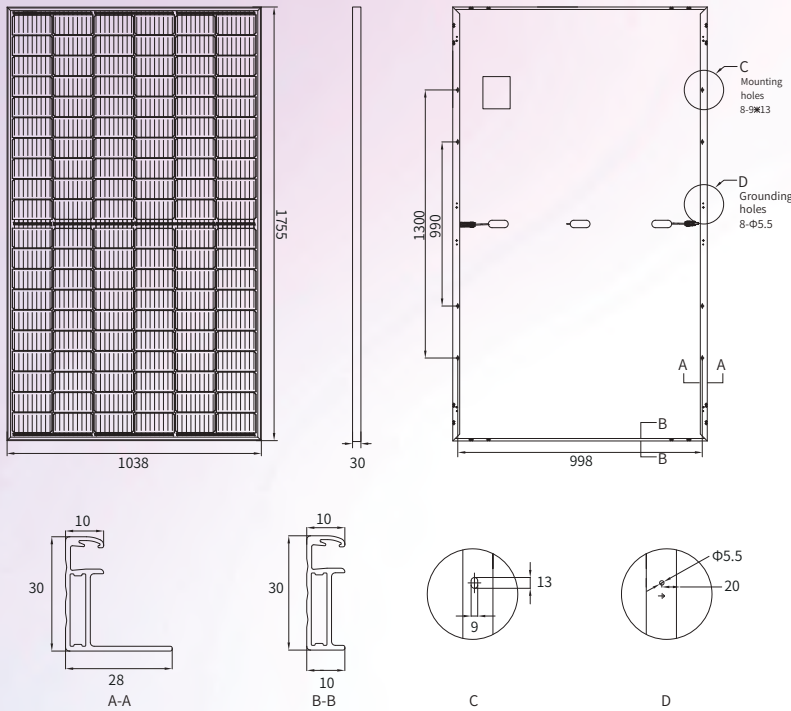
CAUTION: The electrical parameters in this product datasheet do not refer to only one module. Read safety and installation instructions before using the product. The contents of this specification are for reference only and are subject to change without notice. Jinery reserves the right of final interpretation. JNM-20240520-14.07 © 2024 JINNING CLEAN ENERGY TECHNOLOGY LTD. ALL RIGHTS RESERVED.



Monofacial Single Glass PERC Light Weight Module

JNMM120-360~380

ENGINEERING DRAWING



MECHANICAL PARAMETERS

Cell (mm)	166*83 PERC
Dimensions (L*W*H) (mm)	1755*1038*30
Weight (kg)	15.0
Cable Cross Section Size (mm ²)	4
No. of Cells & Connections	120(6*20)
No. of Diodes	3
Frame	Anodized Aluminium Alloy
Glass Thickness (mm)	2.0

QUALIFICATION

Temperature Cycling Range (°C)	-40~+85
Max. Series Fuse Rating (A)	20
Max.Wind Load/Max.Snow Load (Pa)	2400/3600
Fire Rating	Class C
Junction Box & Connector Protection Grade	IP68

TEMPERATURE COEFFICIENTS

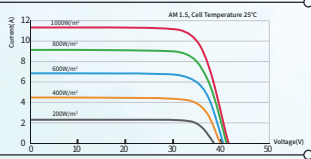
Nominal Module Operating Temperature (NMOT)	43±2°C
Temperature Coefficient Voltage (Voc)	-0.29 %/°C
Temperature Coefficient Current (Isc)	0.04 %/°C
Temperature Coefficient Power (Pm)	-0.35 %/°C

ELECTRICAL PARAMETERS

Module Type (1500V DC)	JNMM120-360	JNMM120-365	JNMM120-370	JNMM120-375	JNMM120-380	
STC AM1.5 1000W/m ² Cell Temperature 25°C	Max. Power at STC (Pmpp/W)	360	365	370	375	380
	Output Tolerance (W)	0-+5	0-+5	0-+5	0-+5	0-+5
	Max. Power Voltage (Vmp/V)	33.68	33.89	34.08	34.28	34.48
	Max. Power Current (Imp/A)	10.69	10.77	10.86	10.95	11.03
	Open Circuit Voltage (Voc/V)	40.90	41.10	41.30	41.50	41.72
	Short Circuit Current (Isc/A)	11.20	11.28	11.37	11.46	11.55
NMOT AM1.5 800W/m ² Ambient Temperature 20°C Wind Speed 1m/s	Module Efficiency (%)	19.76	20.04	20.31	20.59	20.86
	Max. Power (Pmpp/W)	271.0	274.7	278.5	282.2	286.0
	Max. Power Voltage (Vmp/V)	31.68	31.88	32.05	32.22	32.41
	Max. Power Current (Imp/A)	8.55	8.62	8.69	8.76	8.82
	Open Circuit Voltage (Voc/V)	38.61	38.80	38.99	39.18	39.39
	Short Circuit Current (Isc/A)	9.02	9.08	9.15	9.23	9.30

*Measurement tolerance: Pmax: ±3%, Voc: ±3%, Isc: ±5%.

I-V CURVE (370W)



PACKING CONFIGURATION

Pieces Per Pallet	36
Pallets Per Container	26
Pieces Per Container	936

DEFAULT

OPTIONAL

Connector Type	<input type="checkbox"/> MC4 Compatible	<input type="checkbox"/> MC4
Cable Length	<input type="checkbox"/> 400mm/200mm	<input type="checkbox"/> Customized
Frame Color	<input type="checkbox"/> Silver	<input type="checkbox"/> Black



TUV: IEC/EN 61215, IEC/EN 61730
 GB/T 19001-2016/ ISO 9001:2015
 GB/T 24001-2016/ ISO 14001:2015
 GB/T 45001-2020/ ISO 45001:2018
 CNAS-CL01: ISO/IEC 17025:2017

12-year Product materials and workmanship quality warranty

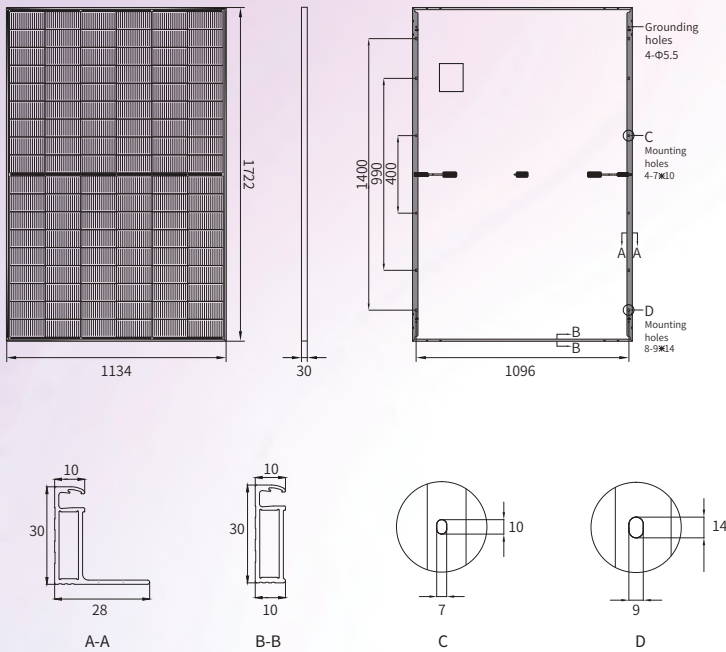
Output power	
The 1st year	≥98.00%
The 12th year	≥91.95%
The 25th year	≥84.80%

CAUTION: The electrical parameters in this product datasheet do not refer to only one module. Read safety and installation instructions before using the product. The contents of this specification are for reference only and are subject to change without notice. Jinery reserves the right of final interpretation. JNM-20240520-14.0.T © 2024 JINNING CLEAN ENERGY TECHNOLOGY LTD. ALL RIGHTS RESERVED.



Monofacial Single Glass TOPCon Light Weight Module **JNMN108** -435~455

ENGINEERING DRAWING



MECHANICAL PARAMETERS

Cell (mm)	182.2*91.875 TOPCon
Dimensions (L*W*H) (mm)	1722*1134*30
Weight (kg)	15.0
Cable Cross Section Size (mm ²)	4
No. of Cells & Connections	108(6*18)
No. of Diodes	3
Frame	Anodized Aluminium Alloy
Glass Thickness (mm)	2.0

QUALIFICATION

Temperature Cycling Range (°C)	-40~+85
Max. Series Fuse Rating (A)	25
Max.Wind Load/Max.Snow Load (Pa)	2400/5400
Fire Rating	Class C
Junction Box & Connector Protection Grade	IP68

TEMPERATURE COEFFICIENTS

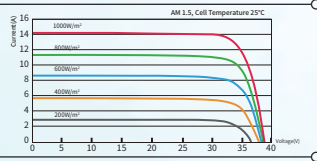
Nominal Module Operating Temperature (NMOT)	43±2°C
Temperature Coefficient Voltage (Voc)	-0.25 %/°C
Temperature Coefficient Current (Isc)	0.045 %/°C
Temperature Coefficient Power (Pm)	-0.29 %/°C

ELECTRICAL PARAMETERS

Module Type (1500V DC)	JNMN108-435	JNMN108-440	JNMN108-445	JNMN108-450	JNMN108-455	
STC AM1.5 1000W/m ² Cell Temperature 25°C	Max. Power at STC (Pmpp/W)	435	440	445	450	455
	Output Tolerance (W)	0~+5	0~+5	0~+5	0~+5	0~+5
	Max. Power Voltage (Vmp/V)	32.31	32.52	32.72	32.92	33.11
	Max. Power Current (Imp/A)	13.47	13.54	13.61	13.68	13.75
	Open Circuit Voltage (Voc/V)	38.64	38.78	38.92	39.06	39.20
	Short Circuit Current (Isc/A)	14.14	14.22	14.30	14.38	14.46
NMOT AM1.5 800W/m ² Ambient Temperature 20°C Wind Speed 1m/s	Module Efficiency (%)	22.28	22.53	22.79	23.04	23.30
	Max. Power (Pmpp/W)	331.9	335.7	339.5	343.3	347.1
	Max. Power Voltage (Vmp/V)	30.80	30.99	31.18	31.37	31.56
	Max. Power Current (Imp/A)	10.78	10.83	10.89	10.94	11.00
	Open Circuit Voltage (Voc/V)	36.72	36.86	36.99	37.12	37.26
	Short Circuit Current (Isc/A)	11.39	11.46	11.52	11.59	11.65

*Measurement tolerance: Pmax: ±3%, Voc: ±3%, Isc: ±5%.

I-V CURVE (445W)



PACKING CONFIGURATION

Pieces Per Pallet	36
Pallets Per Container	38
Pieces Per Container	1368

DEFAULT

OPTIONAL

Connector Type	<input type="checkbox"/> MC4 Compatible	<input type="checkbox"/> MC4
Cable Length	<input type="checkbox"/> 350mm/280mm	<input type="checkbox"/> Customized
Frame Color	<input type="checkbox"/> Silver	<input type="checkbox"/> Black

TUV: IEC/EN 61215, IEC/EN 61730
GB/T 19001-2016/ISO 9001:2015
GB/T 24001-2016/ISO 14001:2015
GB/T 45001-2020/ISO 45001:2018
CNAS-CL01: ISO/IEC 17025:2017

12-year Product materials and workmanship quality warranty

Output power	
The 1st year	The 12th year
≥99.00%	≥94.60%
	≥87.40%

CAUTION: The electrical parameters in this product datasheet do not refer to only one module. Read safety and installation instructions before using the product. The contents of this specification are for reference only and are subject to change without notice. Jinery reserves the right of final interpretation.
JNM-20240520-14.0.1 © 2024 JINNING CLEAN ENERGY TECHNOLOGY LTD. ALL RIGHTS RESERVED.

JINERGY
JINNING CLEAN ENERGY TECHNOLOGY LTD
JINNING PHOTOVOLTAIC TECHNOLOGY LTD
www.jinery.com