



SUPER HIGH EFFICIENCY N-HJT SOLAR MODULE

166 cell | 9BB | Half cut | Bifacial

Optional: **JNHM120-375~395** | **JNHM144-455~475**



Improve power generation in all aspects

- Lower temperature coefficient, PID-free, lower power loss in high temperature environment
- Excellent low light performance, increase power generation at dawn/dusk and in cloudy days
- Ultra-low power degradation ensures long-term performance
- Bifacial factor > 85%, 10%-35% extra power generation to be gained in different scenarios

✓ **12** year product warranty

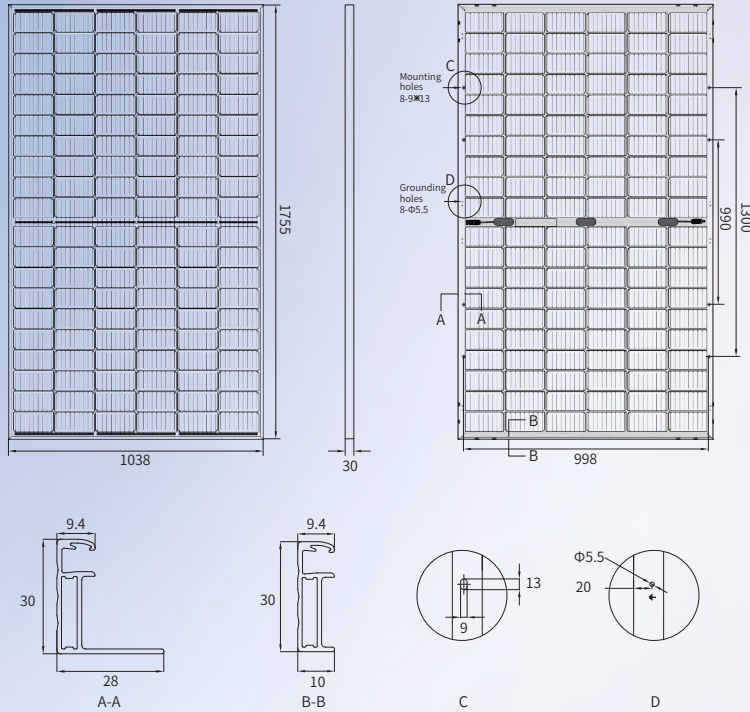
✓ **30** year power generation warranty



Super high efficiency N-HJT solar module

JNHM120-375~395

ENGINEERING DRAWING



MECHANICAL PARAMETERS

| | |
|---|--------------------------|
| Cell (mm) | 166*83 HJT |
| Dimensions (L*W*H) (mm) | 1755*1038*30 |
| Weight (kg) | 22.2 |
| Cable Cross Section Size (mm ²) | 4 |
| No. of Cells & Connections | 120(6*20) |
| No. of Diodes | 3 |
| Frame | Anodized Aluminium Alloy |
| Glass Thickness (mm) | 2.0 |

QUALIFICATION

| | |
|---|-----------|
| Temperature Cycling Range (°C) | -40~+85 |
| Max. Series Fuse Rating (A) | 20 |
| Max.Wind Load/Max.Snow Load (Pa) | 2400/5400 |
| Fire Rating | Class C |
| Junction Box & Connector Protection Grade | IP68 |
| Bifacial Factor(%) | >85 |

TEMPERATURE COEFFICIENTS

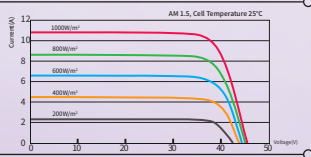
| | |
|---|------------|
| Nominal Module Operating Temperature (NMOT) | 43±2°C |
| Temperature Coefficient Voltage (Voc) | -0.21 %/°C |
| Temperature Coefficient Current (Isc) | 0.04 %/°C |
| Temperature Coefficient Power (Pm) | -0.26 %/°C |

ELECTRICAL PARAMETERS

| Module Type (1500V DC) | JNHM120-375 | JNHM120-380 | JNHM120-385 | JNHM120-390 | JNHM120-395 | |
|--|-------------------------------|-------------|-------------|-------------|-------------|-------|
| STC AM1.5 1000W/m ² Cell Temperature 25°C | Max. Power at STC (Pmpp/W) | 375 | 380 | 385 | 390 | 395 |
| | Output Tolerance (W) | 0+5 | 0+5 | 0+5 | 0+5 | 0+5 |
| | Max. Power Voltage (Vmp/V) | 37.50 | 37.68 | 37.74 | 38.04 | 38.16 |
| | Max. Power Current (Imp/A) | 10.00 | 10.09 | 10.21 | 10.26 | 10.36 |
| | Open Circuit Voltage (Voc/V) | 44.28 | 44.40 | 44.46 | 44.64 | 44.76 |
| | Short Circuit Current (Isc/A) | 10.68 | 10.77 | 10.84 | 10.91 | 10.99 |
| | Module Efficiency (%) | 20.59 | 20.86 | 21.13 | 21.41 | 21.68 |
| With Different Power Generation Gain (Regarding 385W as an example) | Backside Power Gain | 10% | | 20% | | 30% |
| | Max. Power (Pmpp/W) | 423.5 | | 462 | | 500.5 |
| | Max. Power Voltage (Vmp/V) | 37.72 | | 37.72 | | 37.72 |
| | Max. Power Current (Imp/A) | 11.23 | | 12.25 | | 13.27 |
| | Open Circuit Voltage (Voc/V) | 44.69 | | 44.67 | | 44.68 |
| | Short Circuit Current (Isc/A) | 11.92 | | 13.01 | | 14.09 |
| | Module Efficiency (%) | 23.25 | | 25.36 | | 27.47 |

*Measurement tolerance: Pmax:±3%, Voc:±3%, Isc: ±5%.

I-V CURVE (385W)



PACKING CONFIGURATION

| | |
|-----------------------|-----|
| Pieces Per Pallet | 36 |
| Pallets Per Container | 26 |
| Pieces Per Container | 936 |

DEFAULT

OPTIONAL

| | | |
|----------------|---|-------------------------------------|
| Connector Type | <input type="checkbox"/> MC4 Compatible | <input type="checkbox"/> MC4 |
| Cable Length | <input type="checkbox"/> 400mm/300mm* | <input type="checkbox"/> Customized |
| Frame Color | <input type="checkbox"/> Silver | <input type="checkbox"/> Black |

TUV: IEC/EN 61215, IEC/EN 61730

 GB/T 19001-2016/ ISO 9001:2015

 GB/T 24001-2016/ ISO 14001:2015

 GB/T 45001-2020/ ISO 45001:2018

 CNAS-CL01: ISO/IEC 17025:2017

12-year Product materials and workmanship quality warranty

| | | | |
|--------------|---------------|---------------|--|
| Output power | | | |
| The 1st year | The 12th year | The 30th year | |
| ≥ 98.00% | ≥ 93.60% | ≥ 86.40% | |

CAUTION: The electrical parameters in this product datasheet do not refer to only one module. Read safety and installation instructions before using the product. The contents of this specification are for reference only and are subject to change without notice. Jinery reserves the right of final interpretation. JNM-20240520-14.0T © 2024 JINNING CLEAN ENERGY TECHNOLOGY LTD. ALL RIGHTS RESERVED.

JINNING CLEAN ENERGY TECHNOLOGY LTD

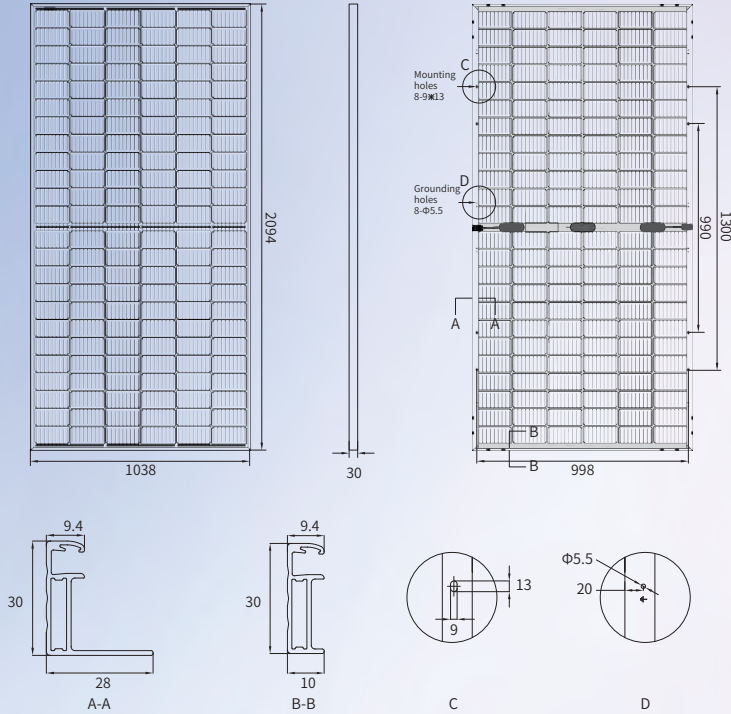
 JINNING PHOTOVOLTAIC TECHNOLOGY LTD

 www.jinery.com

Super high efficiency N-HJT solar module

JNHM144-455~475

ENGINEERING DRAWING



MECHANICAL PARAMETERS

| | |
|---|--------------------------|
| Cell (mm) | 166*83 HJT |
| Dimensions (L*W*H) (mm) | 2094*1038*30 |
| Weight (kg) | 26.3 |
| Cable Cross Section Size (mm ²) | 4 |
| No. of Cells & Connections | 144(6*24) |
| No. of Diodes | 3 |
| Frame | Anodized Aluminium Alloy |
| Glass Thickness (mm) | 2.0 |

QUALIFICATION

| | |
|---|-----------|
| Temperature Cycling Range (°C) | -40~+85 |
| Max. Series Fuse Rating (A) | 20 |
| Max.Wind Load/Max.Snow Load (Pa) | 2400/5400 |
| Fire Rating | Class C |
| Junction Box & Connector Protection Grade | IP68 |
| Bifacial Factor(%) | >85 |

TEMPERATURE COEFFICIENTS

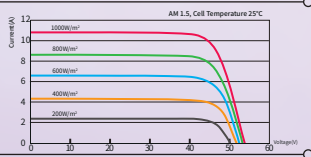
| | |
|---|------------|
| Nominal Module Operating Temperature (NMOT) | 43±2°C |
| Temperature Coefficient Voltage (Voc) | -0.21 %/°C |
| Temperature Coefficient Current (Isc) | 0.04 %/°C |
| Temperature Coefficient Power (Pm) | -0.26 %/°C |

ELECTRICAL PARAMETERS

| Module Type (1500V DC) | JNHM144-455 | JNHM144-460 | JNHM144-465 | JNHM144-470 | JNHM144-475 | | |
|--|-------------------------------|-------------|-------------|-------------|-------------|-------|-------|
| STC AM1.5 1000W/m ² Cell Temperature 25°C | Max. Power at STC (Pmpp/W) | 455 | 460 | 465 | 470 | 475 | |
| | Output Tolerance (W) | 0-+5 | 0-+5 | 0-+5 | 0-+5 | 0-+5 | |
| | Max. Power Voltage (Vmp/V) | 45.14 | 45.31 | 45.48 | 45.65 | 45.82 | |
| | Max. Power Current (Imp/A) | 10.08 | 10.16 | 10.23 | 10.30 | 10.37 | |
| | Open Circuit Voltage (Voc/V) | 53.21 | 53.35 | 53.50 | 53.57 | 53.64 | |
| | Short Circuit Current (Isc/A) | 10.76 | 10.81 | 10.86 | 10.91 | 10.96 | |
| | Module Efficiency (%) | 20.93 | 21.16 | 21.39 | 21.62 | 21.85 | |
| With Different Power Generation Gain (Regarding 465W as an example) | Backside Power Gain | 10% | | 20% | | 30% | |
| | Max. Power (Pmpp/W) | | 511.5 | | 558.0 | | 604.5 |
| | Max. Power Voltage (Vmp/V) | | 45.47 | | 45.44 | | 45.46 |
| | Max. Power Current (Imp/A) | | 11.25 | | 12.28 | | 13.30 |
| | Open Circuit Voltage (Voc/V) | | 53.84 | | 53.85 | | 53.85 |
| | Short Circuit Current (Isc/A) | | 11.95 | | 13.03 | | 14.12 |
| | Module Efficiency (%) | | 23.53 | | 25.67 | | 27.81 |

*Measurement tolerance: Pmax:±3%, Voc:±3%, Isc: ±5%.

I-V CURVE (465W)



PACKING CONFIGURATION

| | |
|-----------------------|-----|
| Pieces Per Pallet | 36 |
| Pallets Per Container | 22 |
| Pieces Per Container | 792 |

DEFAULT

OPTIONAL

| | | |
|----------------|---|-------------------------------------|
| Connector Type | <input type="checkbox"/> MC4 Compatible | <input type="checkbox"/> MC4 |
| Cable Length | <input type="checkbox"/> 400mm/300mm* | <input type="checkbox"/> Customized |
| Frame Color | <input type="checkbox"/> Silver | <input type="checkbox"/> Black |



TUV: IEC/EN 61215, IEC/EN 61730
 GB/T 19001-2016/ ISO 9001:2015
 GB/T 24001-2016/ ISO 14001:2015
 GB/T 45001-2020/ ISO 45001:2018
 CNAS-CL01: ISO/IEC 17025:2017

CAUTION: The electrical parameters in this product datasheet do not refer to only one module. Read safety and installation instructions before using the product. The contents of this specification are for reference only and are subject to change without notice. Jinery reserves the right of final interpretation.
 JNM-20240520-14.0T © 2024 JINNING CLEAN ENERGY TECHNOLOGY LTD. ALL RIGHTS RESERVED.

12-year Product materials and workmanship quality warranty

| | | |
|---------------------|----------------------|----------------------|
| Output power | | |
| The 1st year | The 12th year | The 30th year |
| ≥ 98.00% | ≥ 93.60% | ≥ 86.40% |

JINERGY
 JINNING CLEAN ENERGY TECHNOLOGY LTD
 JINNING PHOTOVOLTAIC TECHNOLOGY LTD
 www.jinery.com