


JW-HD108N-R0

N-type Bifacial Mono Black Module

425-450W

J-TOPCon 2.0 Technology



<p>450W</p> <p>Maximum Power Output</p>	<p>23.04%</p> <p>Maximum Module Efficiency</p>	<p>0~+3%</p> <p>Power Output Tolerance</p>
--	---	---



10-30% Additional Power Generation

30 years lifespan brings 10-30% additional power generation comparing with conventional P-type module.



ZERO LID (Light Induced Degradation)

N-type solar cell has no LID naturally which can increase power generation.



Higher Reliability

New generation TOPCon technology for the battery, featuring no web coating, no current leakage, and greater resistance to hot spots.



Better Weak Illumination Response

Higher power output even under low-light environments like on cloudy or foggy days.



Better Temperature Coefficient

Lower temperature coefficient (-0.30%) and lower working temperature, resulting in more power.



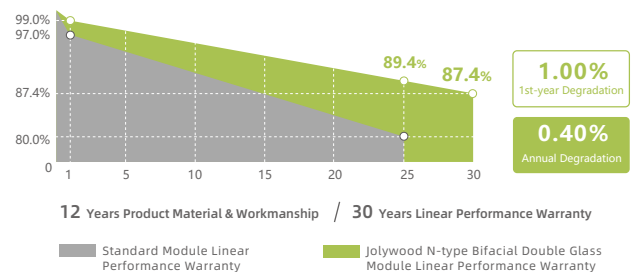
Outstanding visual appearance

Designed with aesthetics in mind, thinner wires that appear all black at a distance.



IEC61215(2021), IEC61730(2023), IEC61701, IEC62716
 ISO9001:2015: Quality Management System
 ISO14001:2015: Environment Management System
 ISO45001:2018: Occupational health and safety management systems
 IEC62941: 2019: Quality system for PV module manufacturing

Linear Performance Warranty



Version 2024.01 ©Jolywood (Taizhou) SolarTechnology Co., Ltd. All rights reserved.



Electrical Properties | STC*

Testing Condition	Front Side	Front Side	Front Side	Front Side	Front Side	Front Side
Peak Power (Pmax) (W)	425	430	435	440	445	450
MPP Voltage (Vmp) (V)	32.96	33.14	33.32	33.50	33.68	33.86
MPP Current (Imp) (A)	12.89	12.97	13.05	13.13	13.21	13.29
Open Circuit Voltage (Voc) (V)	38.43	38.63	38.83	39.03	39.23	39.43
Short Circuit Current (Isc) (A)	13.68	13.75	13.82	13.89	13.96	14.03
Module Efficiency (%)	21.76	22.02	22.28	22.53	22.79	23.04

*STC: Irradiance 1000 W/m², Cell Temperature 25°C, AM1.5
The data above is for reference only and the actual data is in accordance with the practical testing Power Measurement Tolerance ±3%

Electrical Properties | NMOT*

Testing Condition	Front Side	Front Side	Front Side	Front Side	Front Side	Front Side
Peak Power (Pmax) (W)	318	322	326	330	333	337
MPP Voltage (Vmp) (V)	31.56	31.73	31.91	32.08	32.25	32.42
MPP Current (Imp) (A)	10.09	10.15	10.21	10.27	10.33	10.40
Open Circuit Voltage (Voc) (V)	36.79	36.99	37.18	37.37	37.56	37.75
Short Circuit Current (Isc) (A)	11.05	11.10	11.16	11.22	11.27	11.33

*NMOT: Irradiance 800 W/m², Ambient Temperature 20°C, Wind Speed 1 m/s

Electrical Properties Under Different Rear Gain | HD108N-435

Power Gain (%)	Peak Power (Pmax) (W)	MPP Voltage (Vmp) (V)	MPP Current (Imp) (A)	Open Circuit Voltage (Voc) (V)	Short Circuit Current (Isc) (A)
10	478.50	33.32	14.36	38.83	15.21
15	500.25	33.32	15.01	38.83	15.90
20	522.00	33.32	15.67	38.83	16.59
25	543.75	33.42	16.27	38.93	17.24
30	565.50	33.42	16.92	38.93	17.93

Operating Properties

Operating Temperature (°C)	-40°C~+85°C
Maximum System Voltage (V)	1500V DC (IEC)
Maximum Series Fuse Rating (A)	30
Bifaciality*	80%
Front Static Load	Snow load 5400Pa, Wind load 2400Pa

*Bifaciality = Pmaxrear (STC) / Pmaxfront (STC), Bifaciality tolerance: ±5%

Temperature Coefficient

Temperature Coefficient of Pmax*	-0.300%/°C
Temperature Coefficient of Voc	-0.250%/°C
Temperature Coefficient of Isc	+0.045%/°C
Nominal Operating Cell Temperature (NOCT)	42±2°C

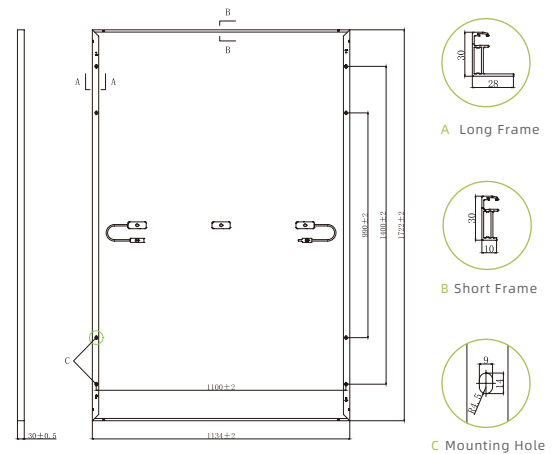
*Temperature Coefficient of Pmax ±0.03%/°C

Mechanical Properties

Number of Cells	108pcs
Module Dimension	1722mm*1134mm*30mm
Weight	24.6kg
Front / Rear Glass*	2.0mm/2.0mm Heat strengthened glass
Frame	Anodized Aluminium Alloy
Junction Box	IP68 (3 diodes)
Length of Cable	4.0mm ² , +300mm/-180mm (Cable length can be customized)
Packaging Configuration	36pcs/Pallet, 864pcs/40'HQ

*The specification and key features described in this datasheet may deviate slightly and aren't guaranteed. Due to ongoing innovation, R&D enhancement, Jolywood (Taizhou) Solar Technology Co., Ltd. reserves the right to make any adjustment to the information described herein at any time without notice. Please always obtain the most recent version of the datasheet which shall be duly incorporated into the binding contract made by the parties governing all transactions related to the purchase and sale of the products described herein.

Engineering Drawing (unit: mm)



Characteristic Curves | HD108N-435

